

Product Specification

LensHooke® X12 PRO Semen Analysis System

Control Panel	13-in Capacitive touch screen
Screen Resolution	1920 (H) * 1080 (V) ; Color
Support Language	English / Traditional Chinese / Simple Chinese
External Power Input	100~240 VAC 800mA max 50/60 Hz
Measurement Parameter	Sperm DNA Fragmentation
Measurements Range	Semen Analysis: <ul style="list-style-type: none">• Concentration 0~300 10⁶/mL• Total Motility 0~100%• Morphology (Normal forms) 0~100%• Round cell 0~10 10⁶/mL• Sperm DFI (DNA Fragmentation Index) 0~100%
Detection Time	6 minutes (depends on the sample condition)
Connection Interface	HDMI / USB 2.0 / Ethernet
Operation Environment	15~30°C : 59~86°F , Humidity <90% (Non-Condensing)
Storage Environment	15~38°C : 59~100°F , Humidity <90% (Non-Condensing)
Transportation Environment	-10~60°C : 14~140°F , Humidity <90% (Non-Condensing)
Warranty	One Year
Storage Capacity	More than 5,000 records including data and images
Size	370 (Width) * 281 (Depth) * 204 (Height) mm
Weight	Net Weight 11 ± 0.5kg

LensHooke®

X12 PRO

Semen Analysis System

For Professional



Bonraybio Co., LTD. 4F., No. 118, Gongye 9th Rd., Dali Dist., Taichung City 41280, Taiwan
+886-4-2491-2385 +886-4-2491-2885 support@bonraybio.com www.lenshooke.com



lenshooke lenshooke.com

ver.2317



Concentration



Morphology



Motility
(NP, PR, Total Motility)



Sperm DNA
Fragmentation

LabIVF®
Touching Lives

2023 NEW
Semen Analysis

X12 PRO

Semen Analysis System

Sperm DNA Fragmentation

Fast & Simple, Only 3~6 minutes

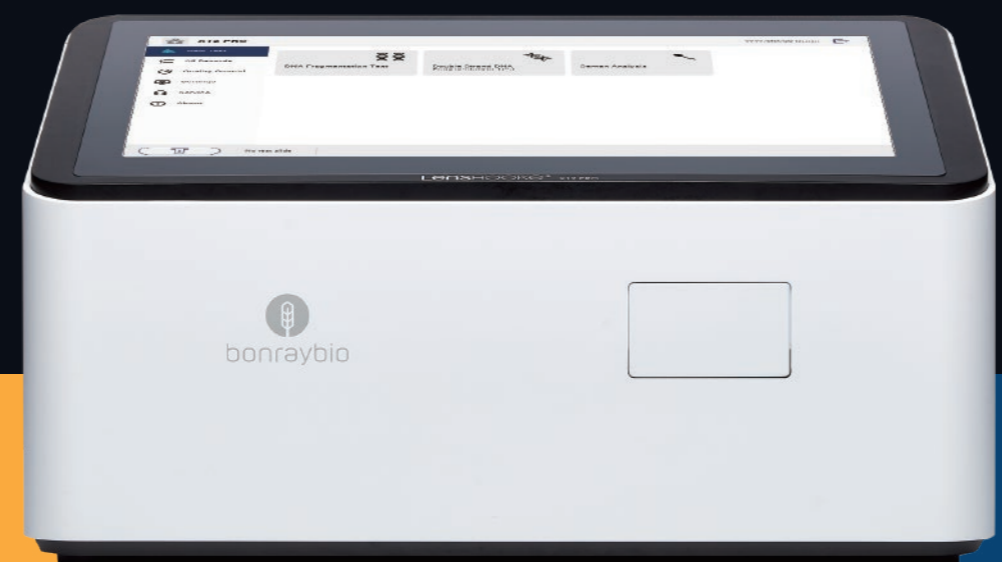
CS3 Other brand

Full Coverage Space Remaining

Special Surface Treatment

Special Mechanical Design Patent pending

Full Coverage Prevent Bubble

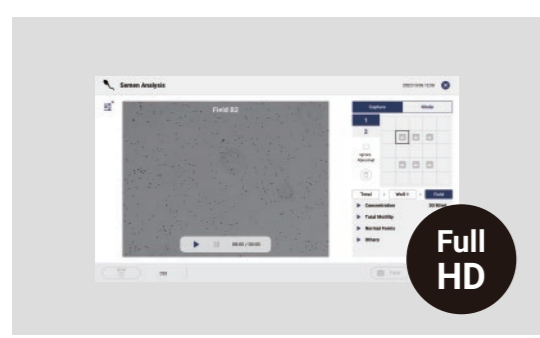


R10 Other brand

Clear Burred

Patented TWI775252 In-Gel Denature Technology


Save Time Clear Image




AI Auto focus & Full HD
LensHooke® X12 PRO is capable of taking Full HD dynamic images for the test.



AI Automatic XY Table
LensHooke® X12 PRO has an automatic XY table to move the slide to take photos for the different fields.



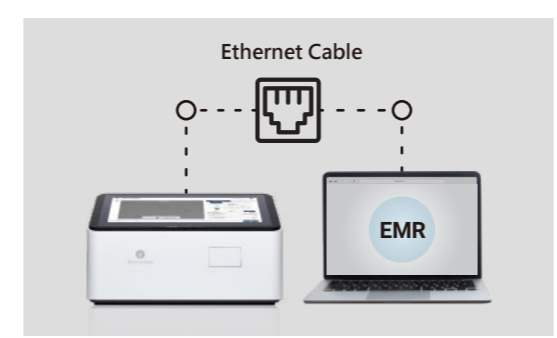
AI Multiple Field
LensHooke® X12 PRO has multiple fields to exam the slide.



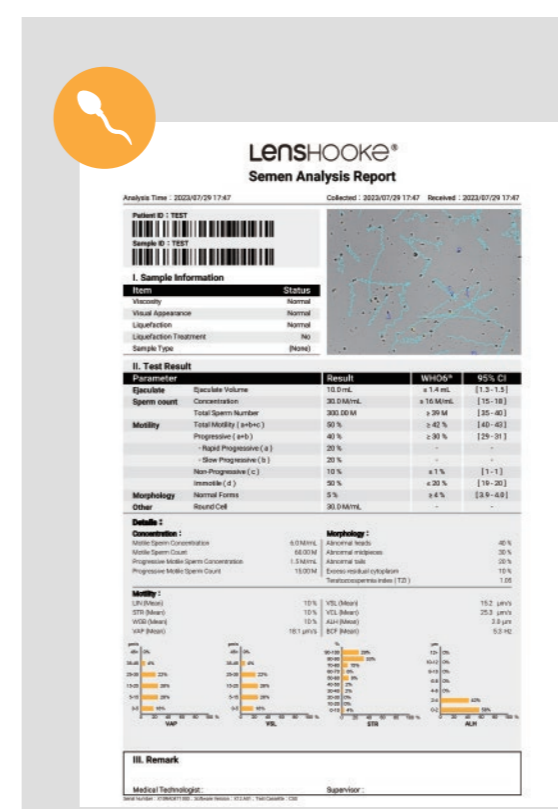
AI HDMI Function
LensHooke® X12 PRO allows connecting the monitor with an HDMI cable.



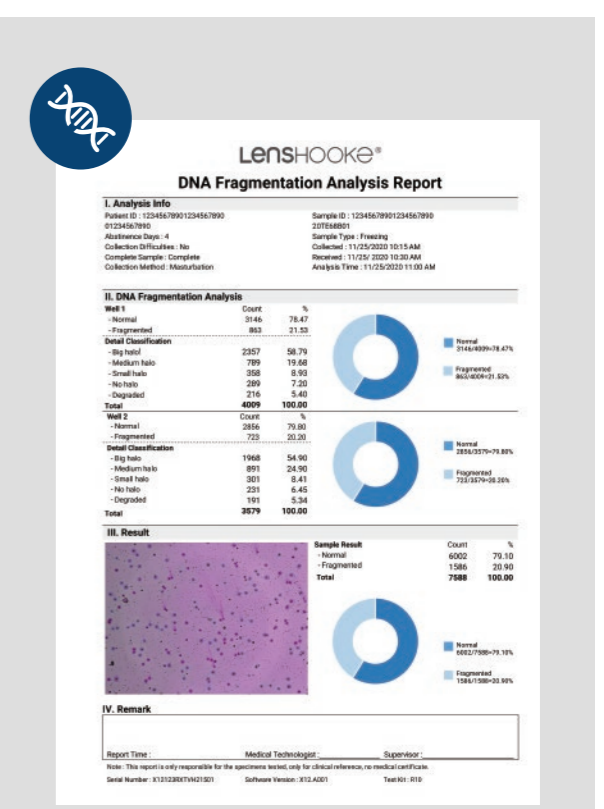
AI Barcode Scanning
LensHooke® X12 PRO is able to connect with the barcode scanner by USB port to scan the patient's or sample's ID.



AI Local Network Connection
LensHooke® X12 PRO LAN solution can allow other computers to connect with it.



AI Professional Report
LensHooke® X12 PRO provides you with a professional PDF report. Besides, it could allow you to insert your preferred logo on top of the PDF report.



AI Professional Report
LensHooke® X12 PRO provides you with a professional PDF report. Besides, it could allow you to insert your preferred logo on top of the PDF report.